



THE NEW PUBLIC SCHOOL

Instituted by New Public School, Society
CBSE School No 23007, Affiliation No. 2630004



Holiday Homework (2022-23)

CLASS-V



THEME- WATER

Subject	Holiday Homework
English	<p>Weave a story, add characters and dialogues to convey the message and make a Comic Strip on the basis of the given story:</p> <p>“Nayra didn’t save water and ignored everyone who guided her, which led to some serious problems. She later realized the importance of water and her mistake too.”</p> <p>WHAT IS COMIC STRIP?</p> <p>A comic strip is a drawing or sequence of drawings that tells a story. It is laid out in a series of pictorial panels across a page & thoughts and dialogues are indicated by means of bubbles containing written speech. The comic strip form can be employed to convey a variety of messages.</p> <p>A comic strip is no different from writing a short story. It still needs a beginning, middle and ending. Because this is a three-frame or more comic strip as required, break your story down into parts. Write down your ideas for the characters, settings, expressions and even speech. Make sure each part has some action and that your ending is powerful with an awesome punch line.</p>

Points to remember:

Step 1: Write your ideas for your comic

Step 2: Draw frames


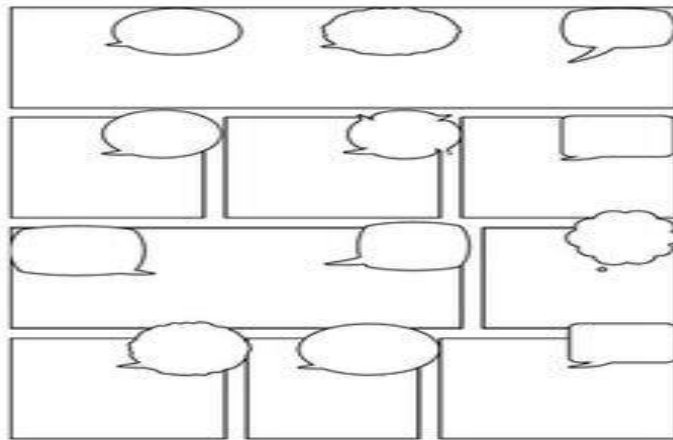
Step 3: Use basic shapes to draw

Step 4: Add dialogues

Step 5: Draw characters, colour or paint

Step 6: Comic Strip must be of 6-8 pages

SAMPLE TEMPLATES



UH-OH




Reference link :

<https://www.imagineforest.com/blog/how-to-create-a-comic-strip/>

Mathematics

1. Write different activities for which you use water in your home in tabular form.
2. Based on the data collected above, make a 3D pie chart showing how much percent of water is used for household consumption of 1 day.

Sample enclosed

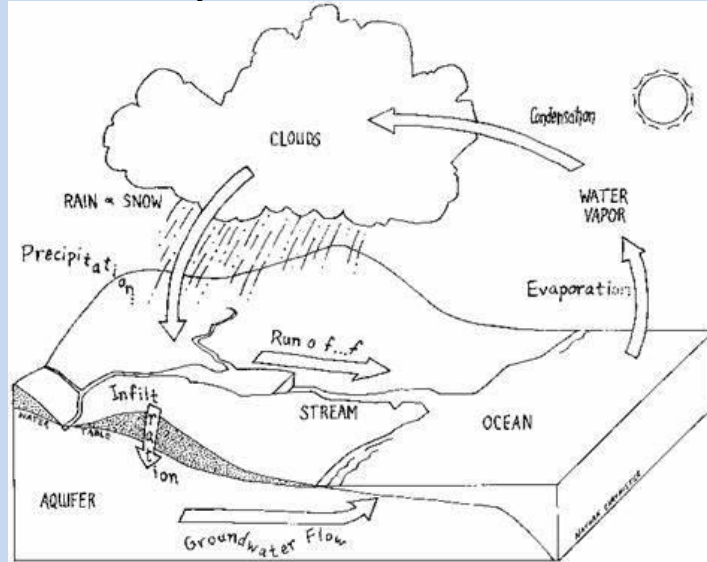


Social Science

Title:- Investigating the water Cycle and its Importance

- Research the water cycle and create a model that explains each stage of the cycle. You can use craft material such as paper, cardboard, or clay to create your model.

- Label each stage of the water cycle and explains the importance of the water cycle for water availability and quality.
- Investigate how human activities can impact the water cycle.



Science

1. Create a homemade water filter. Make a list of all the materials you used like bottle, sand, rocks, charcoal, cotton etc. and the challenges you faced while making it. Also think of ways in which you could improve the efficiency of this filter.
 2. Do the following small experiment:
Take a jar and fill it with mud from your garden and pour some water in it.
 - a) Leave the jar undisturbed for sometime.
 - b) Pour out the clear liquid at the top of the jar into another jar without disturbing the sand.
- *Record your observations in both the cases.
*Also paste/draw the picture of the jar in both the situations.

Hindi

1. पानी से संबंधित 10 मुहावरे , उनका अर्थ और वाक्य लिखो ।
2. ' एक दिन बिन पानी के कैसा है जीवन । ' अपने अनुभव सांझा करते हुए एक डायरी नोट लिखो ।

Punjabi	1. 'ਪਾਣੀ ਦੇ ਸਰੋਤ' ਵਿਸ਼ੇ ਉੱਪਰ ਚਾਰਟ ਬਣਾਓ। (A-3 Sheet) 2. 'ਪਾਣੀ ਦੇ ਉਪਯੋਗ' ਨੂੰ ਦਰਸਾਉਂਦਾ ਹੋਇਆ ਇੱਕ ਕੋਲਾਜ ਤਿਆਰ ਕਰੋ।

