



Dear Parents,

**Greetings from N.P.S. Fraternity!**

Long summer break is the most enviable part of school life! It provides time for rest and leisure. Children can just laze around, unwind, eat, play and create lot many memories as we all did in our childhood. Vacations are of course a time to reinvigorate and revive. However, the duties of a student must not be forgotten either. A balance, therefore, between recreation and work must be found to ensure a break, that is productive as well as relaxing. Holidays are meant for enjoyment and if this time is used for creative pursuits, it becomes learning experience. The holiday homework has been designed to be a meaningful and creative exercise. Do ensure the child is involved with your guidance.



**The wonders of where we are, and where we will be**

**What we do and what we see. What we find and what we seek**

**Not everyone knows. And I just wonder Mom and Dad..... Can you spend time with me!!!!!!**

# THE NEW PUBLIC SCHOOL

## Language Development –

- Rhyme Time: Recite rhymes done in class with voice modulation and actions.
- Role Play: Pretend to play a phone call with your little one. This will enhance your child's speaking skills and help him/her understand basic phone etiquette.
- While having meals with your child, talk about the importance and hard work of the farmers and ask him/her not to waste food.



## Self-Management Skills

- Help your child to pot few plants and let him/her water the plants and take responsibility of them.
- Make your child the captain of his/her toy store. This will develop a sense of responsibility towards toys in your little one.

## Social Skills Development



- Greeting with a smile when someone comes to the house.
- Visit the local fruit or vegetable market with your child and make your child use magic words please, thank you, sorry, excuse me in their regular conversation with everyone.
- While sitting at the dining table with the family to eat the meals, try to inculcate proper table manners.
- Refrain watching television or using mobile phone while having meals with the family.

## MAKE YOUR HOME A PLACE FOR READING

Here are some tips to help parents of young children to promote reading at home.



- Choose a reading time for your child, as in before a nap, bedtime, or after dinner.
- Don't just read the story; talk about it.
- Let your child point out the letters, shapes, colours and animals.



## LEARN TO SPELL YOUR NAME

Help your child to make a hanging of their name using glitter sheets and pastel sheets. Give them the cutting of the letters and ask them to arrange the letters as per their name. This will help them to identify the letters which are there in their name and they will also learn to spell out their name. Image is attached for your reference

## PHYSICAL ACTIVITIES

Allow your child to play outdoors, get hurt and get dirty. It's okay for him/her to fall down and experience pain once in a while. Comfortable life within the sofa cushions will make your child lazy. Some physical activities and games which even you can enjoy - are: -

- 1) Hopscotch
- 2) Hide and seek
- 3) Cycling
- 4) Run and Chase



# THE NEW PUBLIC SCHOOL

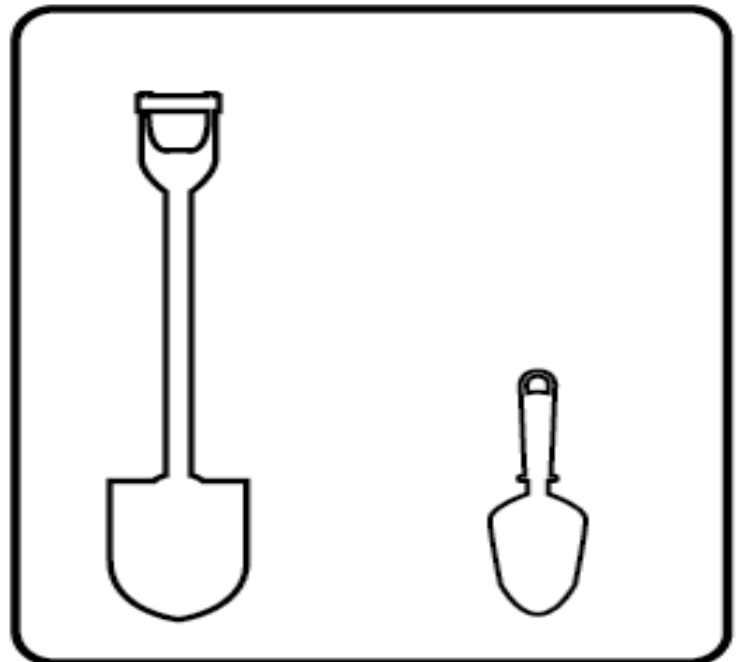



Name -

Class -

सत्यमेव जयते

## Short and Tall

Directions: Color the picture that is short.



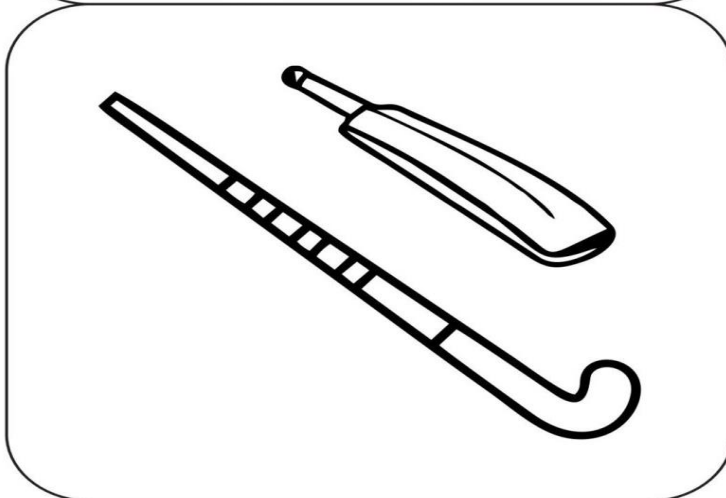
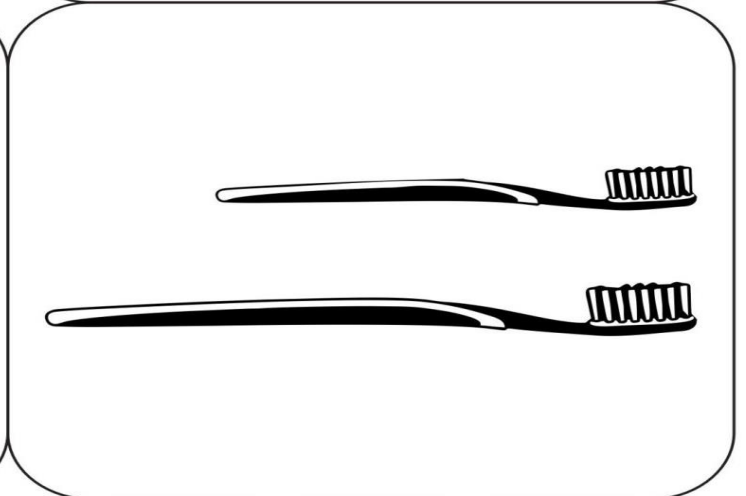
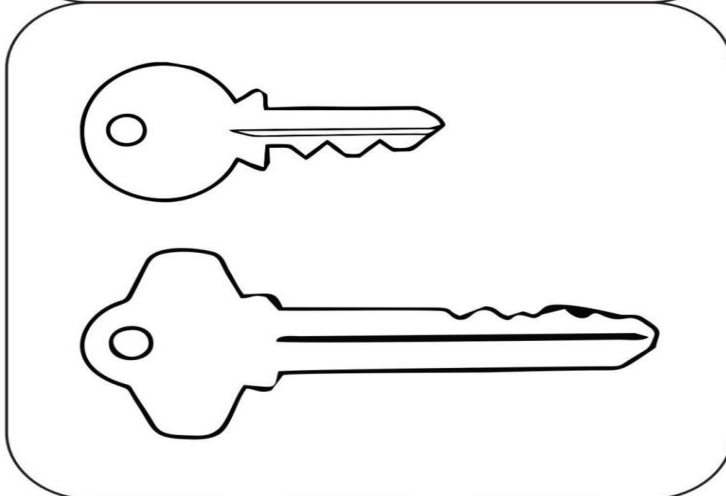
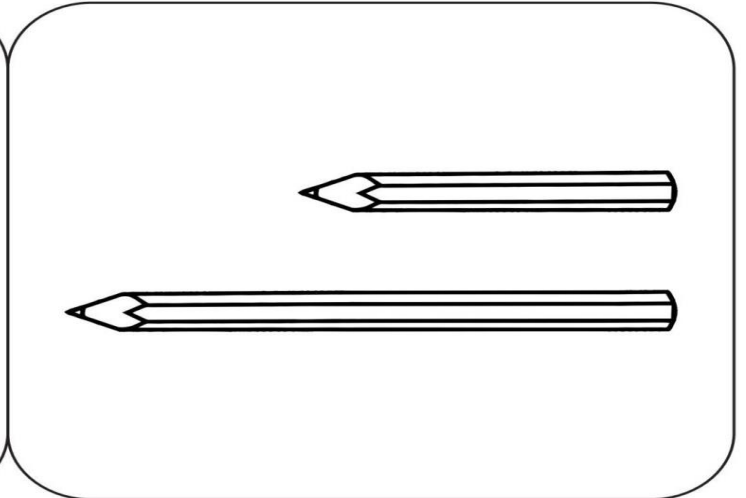
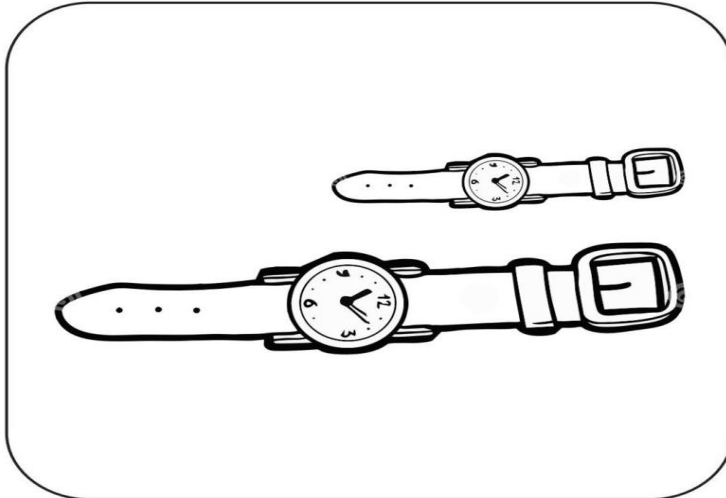
# THE NEW PUBLIC SCHOOL

Date:

Long and Short

Day:

Look at the pictures in the boxes.  
Encircle the longer object in each box.

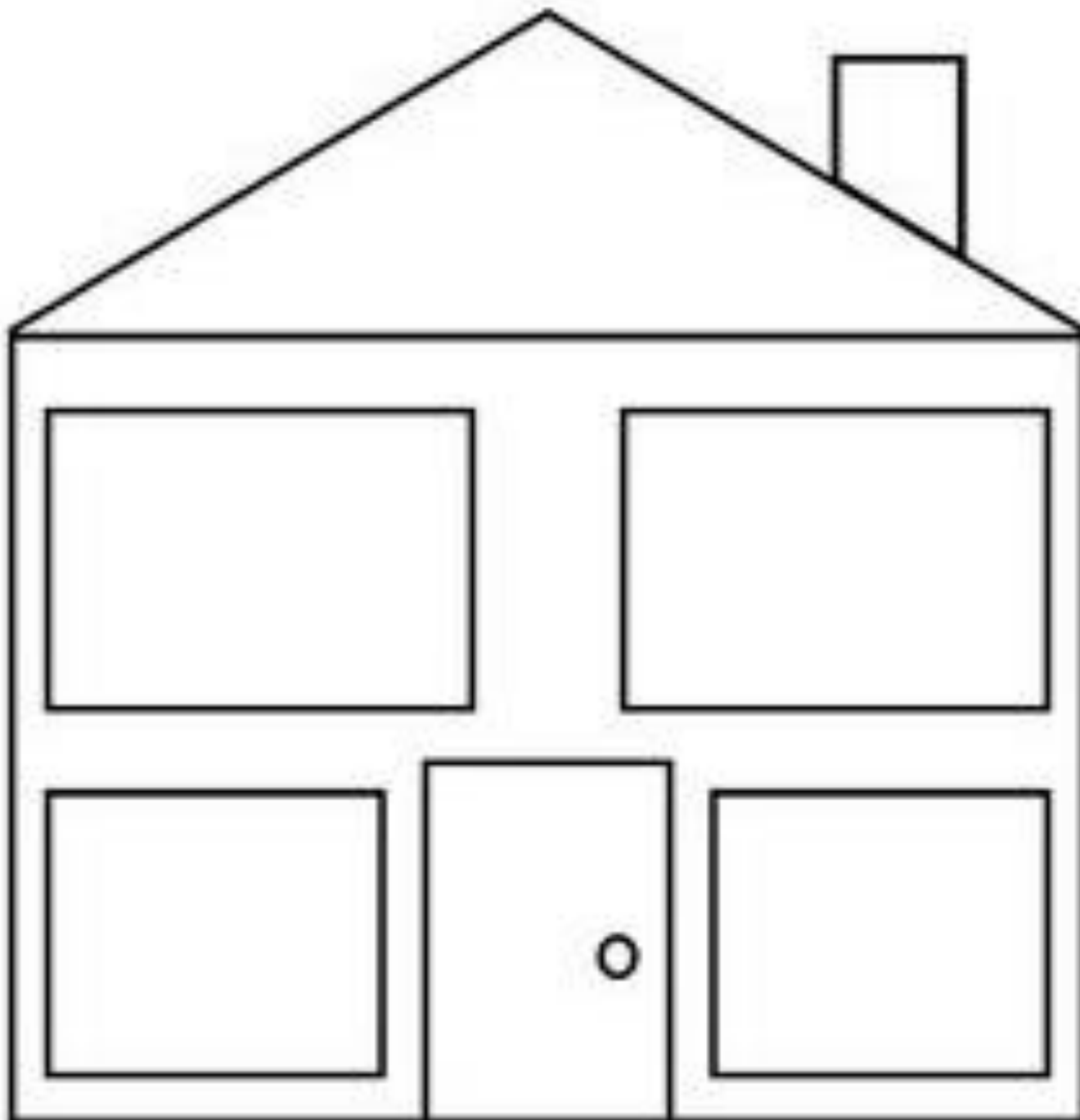




# THE NEW PUBLIC SCHOOL

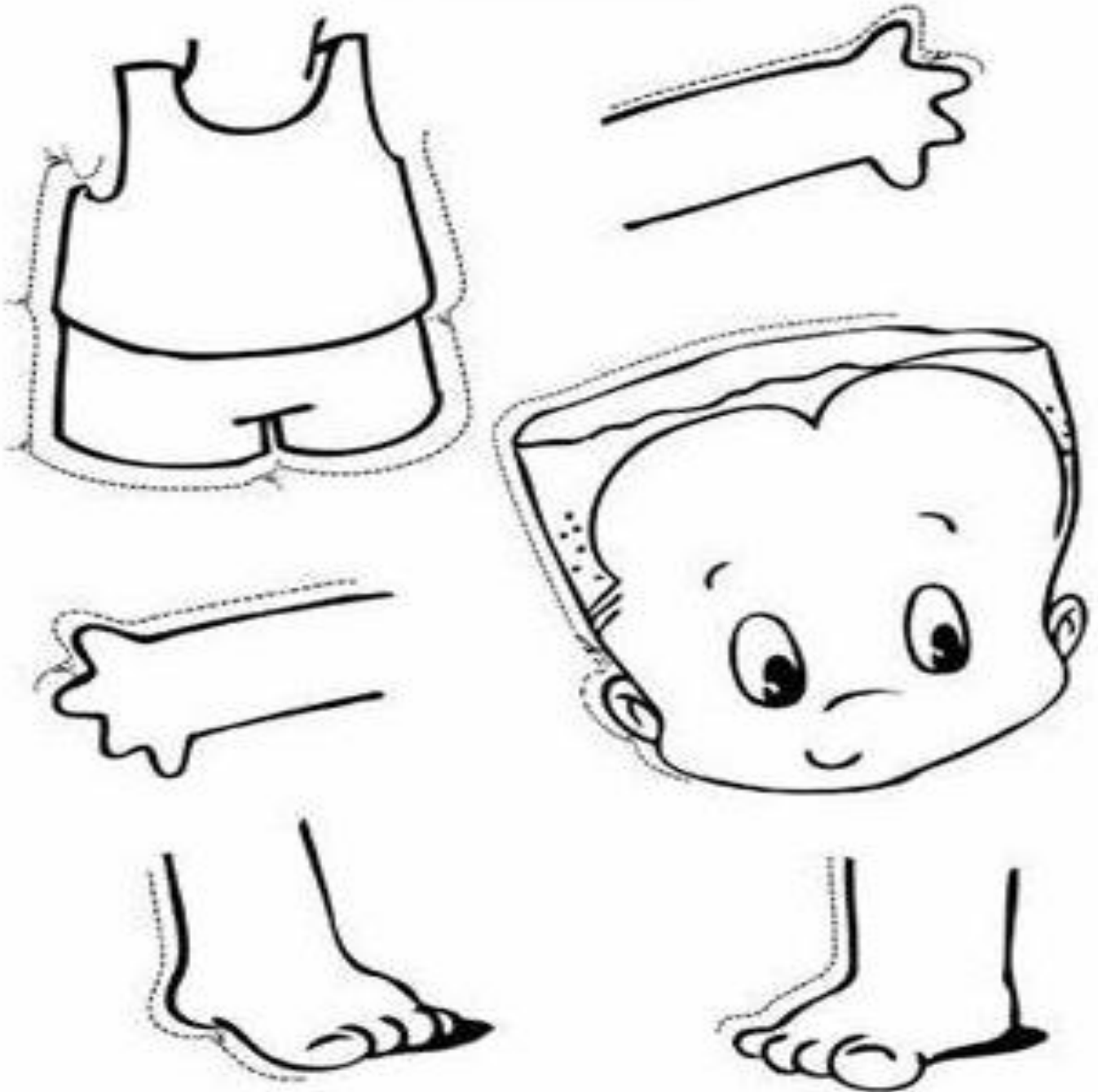


Colour the house and paste the picture of your family.



## MY HOME & MY FAMILY

## MY BODY

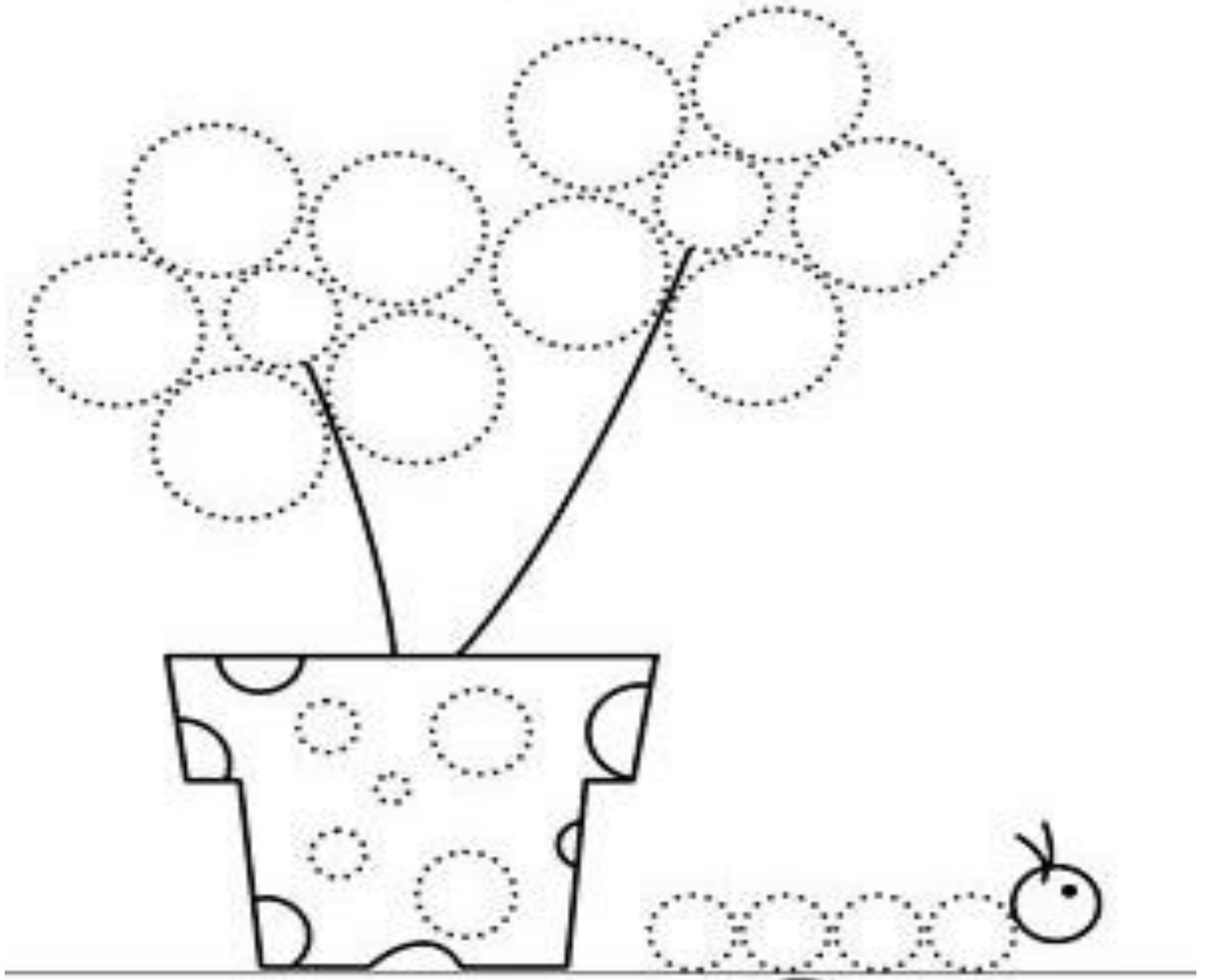


CUT AND GLUE THE BODY PARTS  
CORRECTLY.


Trace the circles and paste the buttons for making flowers

## Circle Shape

Find. Trace. Color. Count.








**Shapes and Colors:** Trace the rectangles and color them each a different color.







and color them each a



## BIG & SMALL

Color Big object with red and Small with blue.





# THE NEW PUBLIC SCHOOL



## REVISE AND PRACTICE

- English-vocabulary & phonic sounds of letters L, T, I, E, F, H and practice writing of 2 pages of each letter in the separate English copy.
- Math - Practice oral counting - 1 -20 and practice writing no. 1 ,2,3 (2 pages of each number) in the separate math copy,
- G.K. – Learn the given G.K. questions related to the topics – MY School, My Body, My Family, My Friends, My Home.

**Note - Take a print of the worksheets and complete the assignments and send in the given folder.**

# Have a great



# VaCaTion!